


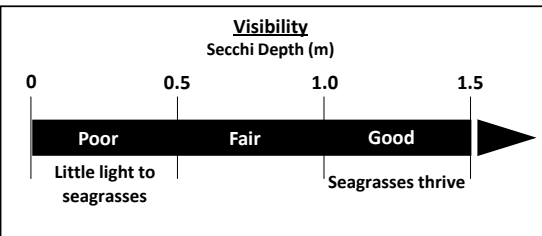
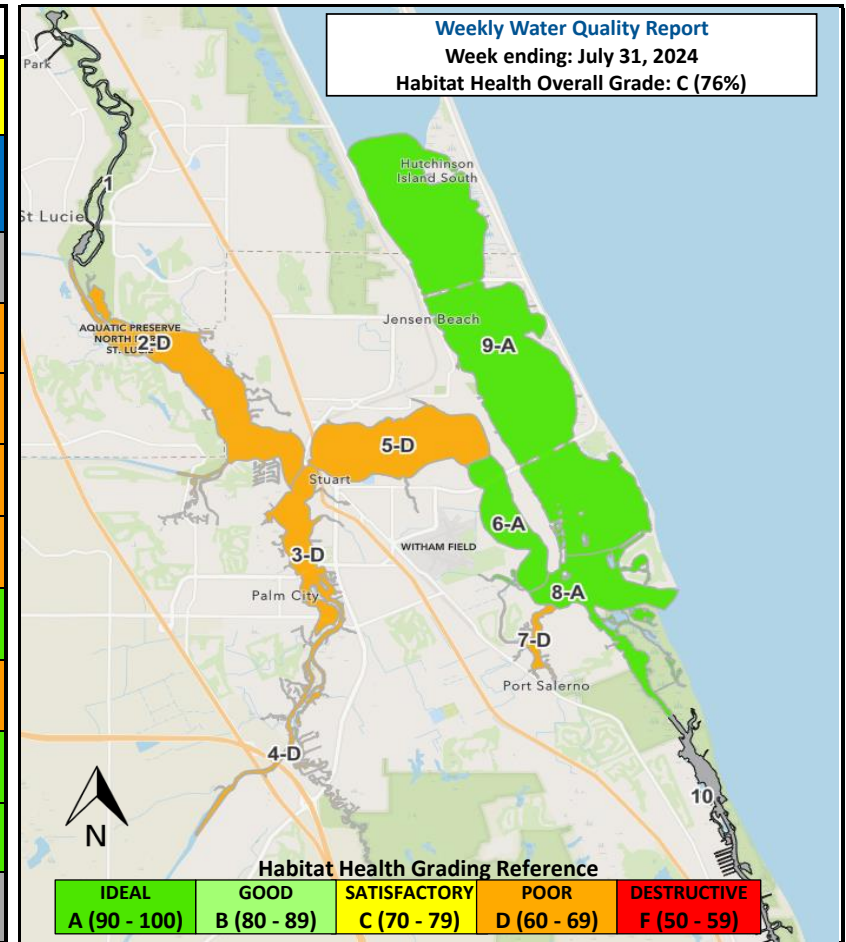
Weekly Water Quality Report

Data on water quality to assess habitat health in the St. Lucie Estuary and southern Indian River Lagoon is collected and provided by volunteers for the Florida Oceanographic Society's Water ecoSystem Surveys (FLOWSS) community science program. For more information, past reports, or to support our water quality monitoring, visit www.floridaocean.org/water-quality



Reporting Week: July 25, 2024 to July 31, 2024

HABITAT HEALTH OVERALL GRADE		SCORE 76%		GRADE C		STATUS SATISFACTORY			
Zone	Location	# of Reports	Water Temp. (°C)	pH	Secchi Visibility (m)	Salinity (ppt)	Dissolved Oxygen (mg/L)	Score	Grade Status
1	Winding North Fork	0			Data	Not	Available		
2	North Fork	4	31	7.5	0.7 Fair	4.0 Poor	4.0 Fair	61% Poor	D
3	South Fork	6	29	7.8	0.5 Fair	8.9 Poor	4.2 Fair	61% Poor	D
4	Winding South Fork	2	33	7.5	0.9 Fair	1.0 Fair	2.9 Poor	66% Poor	D
5	Wide Middle River	4	31	7.8	0.7 Fair	14.3 Poor	3.8 Fair	61% Poor	D
6	Narrow Middle River	1	28	8.0	1.3 Good	26.0 Good	5.0 Good	97% Ideal	A
7	Manatee Pocket	1	33	7.6	0.8 Fair	26.0 Fair	2.4 Poor	66% Poor	D
8	Inlet Area	3	29	8.1	1.0 Good	33.0 Good	5.8 Good	97% Ideal	A
9	Indian River Lagoon	7	31	8.0	1.3 Good	33.3 Good	5.0 Good	97% Ideal	A
10	Intracoastal Waterway South	0			Data	Not	Available		



Zone	Salinity Measured in parts per thousand (ppt)		
	Poor	Fair	Good
1 & 4	< 1 or > 15	1 - 2 or 8 - 15	2 - 8
2 & 3	< 10	10 - 15 or > 25	15 - 25
5	< 15	15 - 20	> 20
6	< 20	20 - 25	> 25
7	< 20	20 - 27.5	> 27.5
8, 9, & 10	< 25	25 - 30	> 30

Disclaimer: The data found on this report is collected by citizen scientists who volunteer their time and effort for the FOS FLOWSS program. Although the data is screened, it comes with no warranties regarding the completeness, accuracy or reliability and is intended for educational and outreach use only. This map is not to be used to indicate current bacteria levels, nutrient levels, or the presence of harmful algae blooms. For up to date information on bacteria levels, visit the Florida Health Beaches Program (www.floridahealth.gov/environmental-health/beach-water-quality). For up to date information on nutrients levels, visit ORCA Kilroy (<http://api.kilroydata.org/public/>) or HBOI LOBO (www.irion.org/?health).