


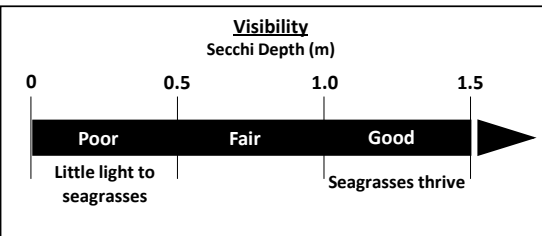
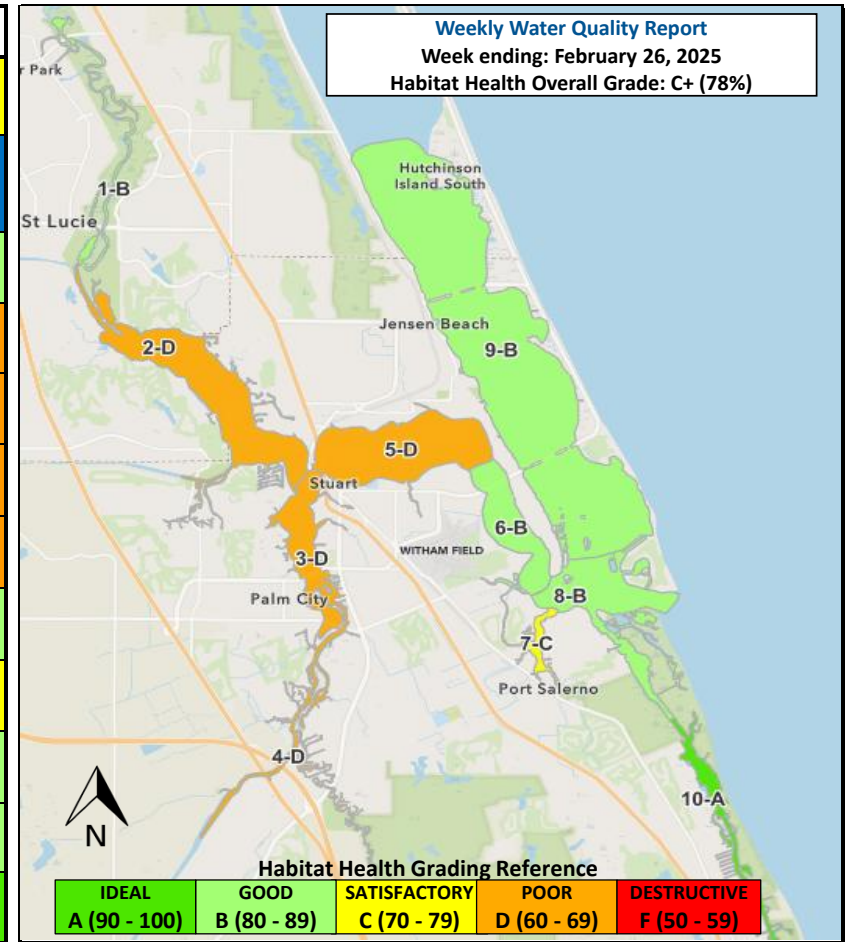
Weekly Water Quality Report

Data on water quality to assess habitat health in the St. Lucie Estuary and southern Indian River Lagoon is collected and provided by volunteers for the Florida Oceanographic Society's Water ecoSystem Surveys (FLOWSS) community science program. For more information, past reports, or to support our water quality monitoring, visit www.floridaocean.org/water-quality



Reporting Week: February 20, 2025 to February 26, 2025

HABITAT HEALTH OVERALL GRADE		SCORE 78%		GRADE C+		STATUS SATISFACTORY			
Zone	Location	# of Reports	Water Temp. (°C)	pH	Secchi Visibility (m)	Salinity (ppt)	Dissolved Oxygen (mg/L)	Score	Grade Status
1	Winding North Fork	2	21	7.7	0.7 Fair	2.5 Good	6.5 Good	87% Good	B
2	North Fork	4	21	7.9	1.0 Fair	7.0 Poor	7.5 Good	66% Poor	D
3	South Fork	4	22	7.8	0.6 Fair	4.8 Poor	7.2 Good	66% Poor	D
4	Winding South Fork	2	22	7.6	0.4 Poor	1.5 Fair	4.7 Fair	61% Poor	D
5	Wide Middle River	3	22	7.9	0.7 Fair	12.0 Poor	5.9 Good	66% Poor	D
6	Narrow Middle River	3	21	8.2	1.0 Good	22.0 Fair	7.4 Good	87% Good	B
7	Manatee Pocket	3	21	8.0	1.0 Fair	21.7 Fair	7.1 Good	76% Satisfactory	C
8	Inlet Area	3	22	8.2	0.9 Fair	30.7 Good	5.9 Good	87% Good	B
9	Indian River Lagoon	7	21	8.0	0.8 Fair	32.3 Good	6.9 Good	87% Good	B
10	Intracoastal Waterway South	1	18	8.0	2.0 Good	34.0 Good	7.1 Good	97% Ideal	A



Salinity
Measured in parts per thousand (ppt)

Zone	Poor	Fair	Good
1 & 4	< 1 or > 15	1 - 2 or 8 - 15	2 - 8
2 & 3	< 10	10 - 15 or > 25	15 - 25
5	< 15	15 - 20	> 20
6	< 20	20 - 25	> 25
7	< 20	20 - 27.5	> 27.5
8, 9, & 10	< 25	25 - 30	> 30

Disclaimer: The data found on this report is collected by citizen scientists who volunteer their time and effort for the FOS FLOWSS program. Although the data is screened, it comes with no warranties regarding the completeness, accuracy or reliability and is intended for educational and outreach use only. This map is not to be used to indicate current bacteria levels, nutrient levels, or the presence of harmful algae blooms. For up to date information on bacteria levels, visit the Florida Health Beaches Program (www.floridahealth.gov/environmental-health/beach-water-quality). For up to date information on nutrients levels, visit ORCA Kilroy (<http://api.kilroydata.org/public/>) or HBOI LOBO (www.irlon.org/?health).