



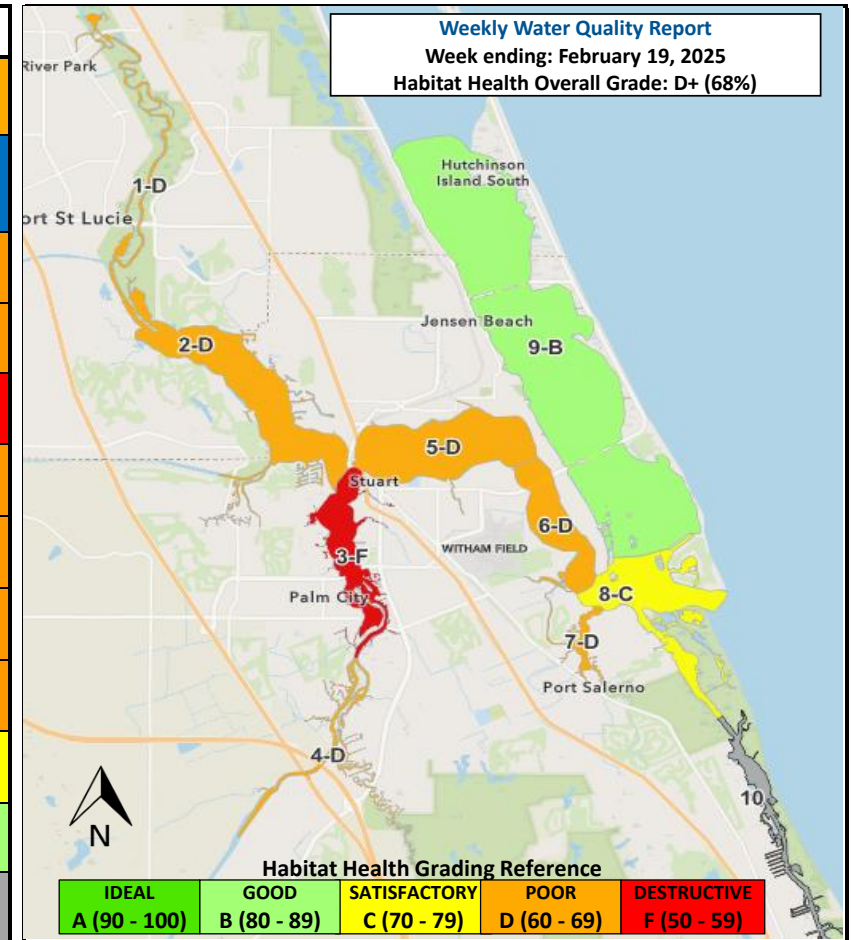
Weekly Water Quality Report

Data on water quality to assess habitat health in the St. Lucie Estuary and southern Indian River Lagoon is collected and provided by volunteers for the Florida Oceanographic Society's Water ecoSystem Surveys (FLOWSS) community science program. For more information, past reports, or to support our water quality monitoring, visit www.floridaocean.org/water-quality



Reporting Week: February 13, 2025 to February 19, 2025

HABITAT HEALTH OVERALL GRADE		SCORE 68%		GRADE D+		STATUS POOR		
Zone	Location	# of Reports	Water Temp. (°C)	pH	Secchi Visibility (m)	Salinity (ppt)	Dissolved Oxygen (mg/L)	Score Grade Status
1	Winding North Fork	1	23	7.6	0.7 Fair	0.0 Poor	8.1 Good	66% D Poor
2	North Fork	4	23	8.0	0.7 Fair	7.8 Poor	6.6 Good	66% D Poor
3	South Fork	5	22	7.7	0.3 Poor	2.2 Poor	7.4 Good	56% F Destructive
4	Winding South Fork	2	23	7.6	0.4 Poor	1.0 Fair	4.2 Fair	61% D Poor
5	Wide Middle River	4	25	7.9	0.6 Fair	11.3 Poor	6.5 Good	66% D Poor
6	Narrow Middle River	3	24	8.2	0.9 Fair	19.7 Poor	7.2 Good	66% D Poor
7	Manatee Pocket	3	22	7.7	0.8 Fair	16.7 Poor	6.8 Good	66% D Poor
8	Inlet Area	3	24	8.3	0.8 Fair	29.3 Fair	6.1 Good	76% C Satisfactory
9	Indian River Lagoon	8	24	8.0	0.8 Fair	31.9 Good	6.6 Good	87% B Good
10	Intracoastal Waterway South	0			Data	Not	Available	



Zone	Salinity Measured in parts per thousand (ppt)		
	Poor	Fair	Good
1 & 4	< 1 or > 15	1 - 2 or 8 - 15	2 - 8
2 & 3	< 10	10 - 15 or > 25	15 - 25
5	< 15	15 - 20	> 20
6	< 20	20 - 25	> 25
7	< 20	20 - 27.5	> 27.5
8, 9, & 10	< 25	25 - 30	> 30

Disclaimer: The data found on this report is collected by citizen scientists who volunteer their time and effort for the FOS FLOWSS program. Although the data is screened, it comes with no warranties regarding the completeness, accuracy or reliability and is intended for educational and outreach use only. This map is not to be used to indicate current bacteria levels, nutrient levels, or the presence of harmful algae blooms. For up to date information on bacteria levels, visit the Florida Health Beaches Program (www.floridahealth.gov/environmental-health/beach-water-quality). For up to date information on nutrients levels, visit ORCA Kilroy (<http://api.kilroydata.org/public/>) or HBOI LOBO (www.irion.org/?health).